



REPUBLIC OF GAMERS

# ROG STRIX IMPACT II

## OPTICAL GAMING MOUSE

Quick Start Guide

快速使用指南 (繁體中文)
快速使用指南 (简体中文)
クイックスタートガイド (JP)
간단사용설명서 (KO)
Guide de démarrage rapide (FR)
Schnellstartanleitung (DE)
Guida rapida (IT)
Guia de Início Rápido (PT-BR)
Краткое руководство (RU)
Guía de inicio rápido (ES)
Beknopte handling (NL)

Hızlı Başlangıç Kılavuzu (TR)
Стисле керівництво для початку експлуатації (UA)
Przewodnik szybkiego startu (PL)
Rychlý průvodce (CS)
Ghid de pornire rapidă (RO)
Gyors üzembe helyezési útmutató (HU)
Snabbstartshandbok (SW)
Pikaopas (FI)
Hurtigstartveiledning (NO)

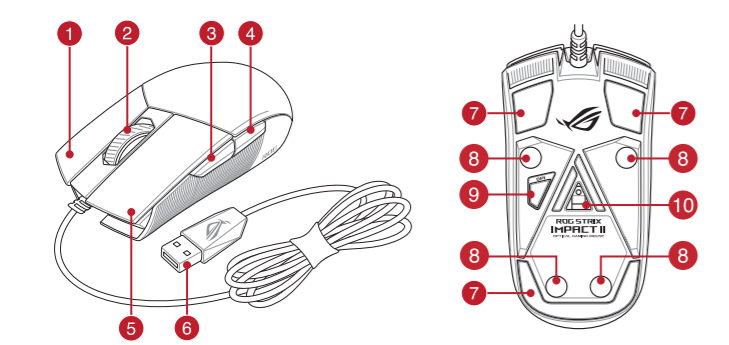
دليل التشغيل السريع (AR)

Stručný návod na používanie (SK)

**ASUS**

#### Mouse features

滑鼠介紹 (繁體中文) / 鼠标介绍 (简体中文) / マウスの機能 (JP) / 마우스 기능 (KO) / Caratéristiques de la souris (FR) / Mausfunktionen (DE) / Funzioni del mouse (IT) / Recursos do mouse (PT-BR) / Функции мыши (RU) / Características del ratón (ES) / Muisfuncties (NL) / Fare özelliikleri (TR) / Функції миші (UA) / Funkcje myszy (PL) / Popis myši (CS) / Caracteristici mouse (RO) / Mouse features (HU) / Mus funktioner (SV) / Hiiren ominaisuudet (FI) / Musens funksjoner (NO) / خصائص الماوس (AR) / Funkcje myszy (SK)



The ROG STRIX Impact II Gaming Mouse has 8 programmable buttons and 2 side buttons (right-click and scroll wheel), a scroll wheel and 4 side buttons (left-click, forward, backward, DPI) for a total of 12 buttons. It has a 2.0 USB connector, a USB cable, a user manual, a warranty card, and a quick start guide.

- Right-click button / 右鍵 (繁體中文) / 右键 (简体中文) / 右ボタン (JP) / 우측 클릭 버튼 (KO) / Bouton droit de souris (FR) / Rechte Maustaste (DE) / Tasto destro (IT) / Botão de clique direito (PT-BR) / Щелчок правой кнопки (RU) / Botón derecho (ES) / Rechtermisknopp (NL) / Sağ tıklama düğmesi (TR) / Права кнопка (UA) / Prawy przycisk kliknięcia (PL) / Pravé klepací tlačítko (CS) / Buton clic dreapta (RO) / Jobb gomb (HU) / Höger musknapp (SV) / Oikea napsautus-painike (FI) / Höyreklikk-knapp (NO) / زر النقر الأيمن (AR) / Kliknutí pravým tlačítkom (SK)
- Scroll wheel / 滾輪 (繁體中文) / 滚轮 (简体中文) / ホイール (JP) / 스크롤 휠 (KO) / Molette (FR) / Scrollrad (DE) / Rotellina di scorrimento (IT) / Roda de rolagem (PT-BR) / Колесико прокрутки (RU) / Rueda de desplazamiento (ES) / Scrollwiel (NL) / Kaydırma tekeri (TR) / Колицатко прокручення (UA) / Rolka przewijania (PL) / Rolovací kolečko (CS) / Rotiță de defilare (RO) / Górgötokeër (HU) / Skrollhjúl (SV) / Vieritysliikkeko (FI) / Rullehjól (NO) / عجلة التمرير (AR) / Rolovacia koliesko (SK)
- Forward button / 向前按鈕 (繁體中文) / 向前按钮 (简体中文) / 「進む」ボタン (JP) / 앞으로 버튼 (KO) / Bouton Suivant (FR) / Vorwärts-Taste (DE) / Tasto avanti (IT) / Botão avançar (PT-BR) / Кнопка вперед (RU) / Botón Avanzar (ES) / Knop vooruit (NL) / İleri düğmesi (TR) / Кнопка «Вперед» (UA) / Przycisk do przodu (PL) / Tlačítko dopredu (CS) / Buton înainte (RO) / Előre gomb (HU) / Framåt-knapp (SV) / Eteenpäin-painike (FI) / Fremoverknapp (NO) / زر الأتم (AR) / Tlačidlo Forward (Vpred) (SK)

- Backward button / 向後按鈕 (繁體中文) / 向后按钮 (简体中文) / 「戻る」ボタン (JP) / 뒤로 버튼 (KO) / Bouton Précédent (FR) / Rückwärts-Taste (DE) / Tasto indietro (IT) / Botão retroceder (PT-BR) / Кнопка назад (RU) / Botón Retroceder (ES) / Knop achteruit (NL) / Geri düğmesi (TR) / Кнопка «Назад» (UA) / Przycisk do tyłu (PL) / Tlačítko dozadu (CS) / Buton înapoi (RO) / Vissza gomb (HU) / Bakåt-knapp (SV) / Taaksepäin-painike (FI) / Tilbakeknapp (NO) / زر التفت (AR) / Tlačidlo Backward (Spät) (SK)

- Left-click button / 左鍵 (繁體中文) / 左键 (简体中文) / 左ボタン (JP) / 좌측 클릭 버튼 (KO) / Bouton de clic gauche (FR) / Linke Maustaste (DE) / Tasto sinistro (IT) / Botão de clique esquerdo (PT-BR) / Щелчок левой кнопки (RU) / Botón izquierdo (ES) / Linkermisknopp (NL) / Sol tıklama düğmesi (TR) / Ліва кнопка (UA) / Lewy przycisk kliknięcia (PL) / Levé klepací tlačítko (CS) / Buton clic stânga (RO) / Bal gomb (HU) / Vänster musknapp (SV) / Vasen napsautus-painike (FI) / Venstreklikk-knapp (NO) / زر النقر الأيسر (AR) / Kliknutí ľavým tlačítkom (SK)

- USB 2.0 connector / USB 2.0 連接埠 (繁體中文) / USB 2.0 接口 (简体中文) / USB 2.0 コネクター (JP) / USB 2.0 케이블 (KR) / Connecteur USB 2.0 (FR) / USB 2.0 Anschluss (DE) / Connettore USB 2.0 (IT) / Conector USB 2.0 (PT-BR) / Разъем USB 2.0 (RU) / Conector USB 2.0 (ES) / USB 2.0-anslutting (NL) / USB2.0 баглайıcı (TR) / Спонулучав USB2.0 (UA) / Złącze USB 2.0 (PL) / Konektor USB 2.0 (CS) / Conector USB 2.0 (RO) / USB 2.0 csatlakozó (HU) / USB 2.0-anslutning (SV) / USB 2.0-liitäntä (FI) / USB 2.0-kontakt (NO) / USB 2.0-موصل (AR) / Konektor USB 2.0 (SK)

- Mouse feet / 滑鼠腳墊 (繁體中文) / 滑鼠脚垫 (简体中文) / マウスソール (JP) / 마우스 발 (KO) / Patins de souris (FR) / Mausfüße (DE) / Piedini del mouse (IT) / Pés do mouse (PT-BR) / Ножки мыши (RU) / Pies del ratón (ES) / Muisvoeties (NL) / Fare ayakları (TR) / Підшова миші (UA) / Stopka myszy (PL) / Pata myši (CS) / Piciorușe mouse (RO) / Egér lábak (HU) / Mus fötter (SV) / Hiiri jalat (FI) / Musefötter (NO) / Pätky pre myš (SK)

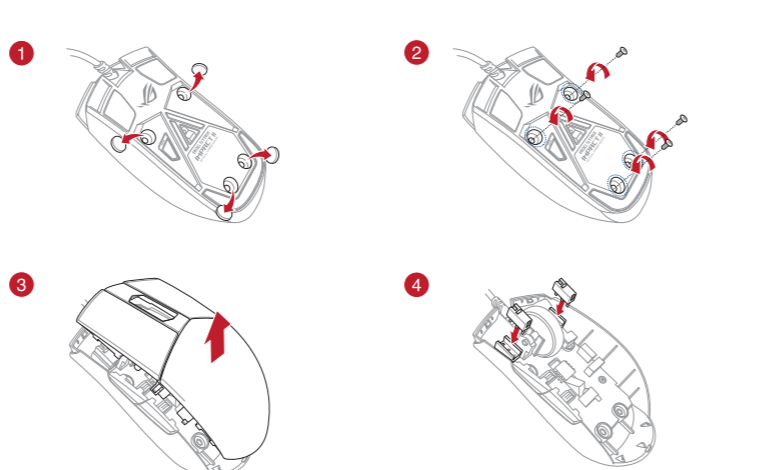
- Rubber feet / 橡膠護蓋 (繁體中文) / 橡胶护盖 (简体中文) / ネジ穴 (カバ)ーキャップ (JP) / 고무 발 (KO) / Patins en caoutchouc (FR) / Gummifüße (DE) / Piedini in gomma (IT) / Pés de borraça (PT-BR) / Резиновые ножки (RU) / Bases de goma (ES) / Rubberen voeties (NL) / Lastik ayak (TR) / Гумові ніжки (UA) / Gumové nožky (PL) / Gumové nožky (CS) / Piciorușe din cauciuc (RO) / Gumitalpac (HU) / Gummifötter (SV) / Kumijalka (FI) / Gummifötter (NO) / مسدود الحافضات (AR) / Gumené pätky (SK)

- DPI button / DPI 鍵 (繁體中文) / DPI 键 (简体中文) / DPI ボタン (JP) / DPI 버튼 (KO) / Bouton DPI (FR) / DPI-Taste (DE) / Pulsante DPI (IT) / Botão de PPP (PT-BR) / Кнопка DPI (RU) / Botón PPP (ES) / DPI-knop (NL) / DPI düğmesi (TR) / Кнопка DPI (UA) / Przycisk DPI (PL) / Tlačítko DPI (CS) / Buton de reglare a rezoluției DPI (RO) / DPI gomb (HU) / DPI-knapp (SV) / DPI-painike (FI) / Ppt-knapp (NO) / DPI زر (AR) / Tlačidlo DPI (SK)

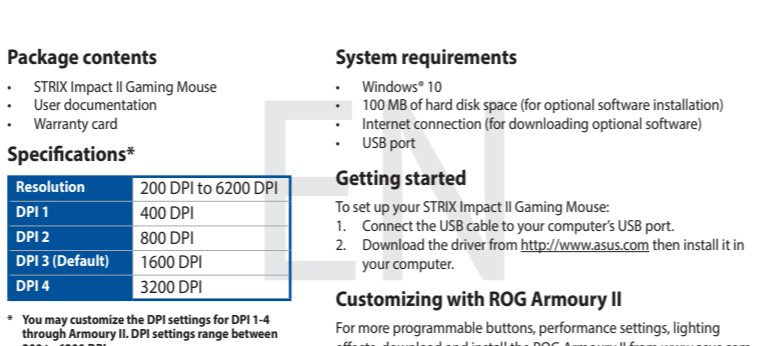
- Optical sensor / 光學感測器 (繁體中文) / 光电感应器 (简体中文) / 光学センサー (JP) / 광센서 (KO) / Capteur optique (FR) / Optischer Sensor (DE) / Sensore ottico (IT) / Sensor óptico (PT-BR) / Оптический датчик (RU) / Sensor óptico (ES) / Optische sensor (NL) / Optik sensör (TR) / Оптичний сенсор (UA) / Czujnik optyczny (PL) / Optický senzor (CS) / Senzor optic (RO) / Optikai érzékelő (HU) / Optisk sensor (SV) / Orptinen anturi (FI) / Optisk sensor (NO) / مستشعر ضوئي (AR) / Optický snímač (SK)

#### Replacing the switches

Replacing the switches / 更換滑鼠微動開關 (繁體中文) / 更換鼠标微动开关 (简体中文) / スイッチを交換する (JP) / 스위치 교체하기 (KO) / Remplacer les interrupteurs (FR) / Austauschen der Schalter (DE) / Sostituzione dei tasti (IT) / Substituindo os interruptores (PT-BR) / Замена переключателей (RU) / Cambiar los conmutadores (ES) / Vervang de schakelaars (NL) / Anahtarları değiştirin (TR) / Заміна перемикачів (UA) / Wymień przełączniki (PL) / Vyměňte spínače (CS) / Inlocuitiți comutatoarele (RO) / Cserélje ki a kapcsolókat (HU) / Byt brytáře (SV) / Vaihda kytkimet (FI) / Bytt ut bryterne (NO) / استبدل المفاتيح (AR) / Vymeňte spínače (SK)



The ROG STRIX Impact II Gaming Mouse has 8 programmable buttons and 2 side buttons (right-click and scroll wheel), a scroll wheel and 4 side buttons (left-click, forward, backward, DPI) for a total of 12 buttons. It has a 2.0 USB connector, a USB cable, a user manual, a warranty card, and a quick start guide.



The ROG STRIX Impact II Gaming Mouse has 8 programmable buttons and 2 side buttons (right-click and scroll wheel), a scroll wheel and 4 side buttons (left-click, forward, backward, DPI) for a total of 12 buttons. It has a 2.0 USB connector, a USB cable, a user manual, a warranty card, and a quick start guide.

The ROG STRIX Impact II Gaming Mouse has 8 programmable buttons and 2 side buttons (right-click and scroll wheel), a scroll wheel and 4 side buttons (left-click, forward, backward, DPI) for a total of 12 buttons. It has a 2.0 USB connector, a USB cable, a user manual, a warranty card, and a quick start guide.

<div> <ul style="list-style-type: none"><li>STRIX Impact II Gaming Mouse</li> <li>User documentation</li> <li>Warranty card</li></ul> </div>
--

<div> <ul style="list-style-type: none"><li>Windows* 10</li> <li>User documentation</li> <li>Internet connection (for downloading optional software)</li> <li>USB port</li></ul> </div>
---

<div> To set up your STRIX Impact II Gaming Mouse: <ol style="list-style-type: none"><li>Connect the USB cable to your computer’s USB port.</li> <li>Download the driver from <a href="http://www.asus.com">http://www.asus.com</a> then install it in your computer.</li></ol> </div>
--

<div> For more programmable buttons, performance settings, lighting effects, download and install the ROG Armoury II from <a href="http://www.asus.com">www.asus.com</a>. </div>
--

<div> <ul style="list-style-type: none"><li>Windows* 10</li> <li>100 MB of hard disk space (for optional software installation)</li> <li>Internet connection (for downloading optional software)</li> <li>USB port</li></ul> </div>
---

<div> To set up your STRIX Impact II Gaming Mouse: <ol style="list-style-type: none"><li>Connect the USB cable to your computer’s USB port.</li> <li>Download the driver from <a href="http://www.asus.com">http://www.asus.com</a> then install it in your computer.</li></ol> </div>
--

<div> For more programmable buttons, performance settings, lighting effects, download and install the ROG Armoury II from <a href="http://www.asus.com">www.asus.com</a>. </div>
--

#### Verpackungsinhalt

- STRIX Impact II Gaming Maus
- Benutzerhandbuch
- Garantiekarte

#### Spezifikationen\*

Auflösung	200 DPI bis 6200 DPI
DPI 1	400 DPI
DPI 2	800 DPI
DPI 3 (Standard)	1600 DPI
DPI 4	3200 DPI

\* Sie können die DPI-Einstellungen für die DPI-Stufen 1-4 über Armoury II anpassen. Die DPI-Einstellungen reichen von 200 bis 6200 DPI.

The ROG STRIX Impact II Gaming Mouse has 8 programmable buttons and 2 side buttons (right-click and scroll wheel), a scroll wheel and 4 side buttons (left-click, forward, backward, DPI) for a total of 12 buttons. It has a 2.0 USB connector, a USB cable, a user manual, a warranty card, and a quick start guide.

#### Contenuto della confezione

- Mouse gaming STRIX Impact II
- Documentazione utente
- Certificato di garanzia

#### Specifiche\*

Risoluzione	Da 200 DPI a 6200 DPI
DPI 1	400 DPI
DPI 2	800 DPI
DPI 3 (Predefinito)	1600 DPI
DPI 4	3200 DPI

\* Potete personalizzare le impostazioni DPI per i valori DPI 1-4 tramite Armoury II. Le impostazioni DPI possono variare tra 1 200 e 6200 DPI.

#### Contenido del paquete

- Ratón óptico para juegos STRIX Impact II
- Documentación del usuario
- Tarjeta De Garantía

##### Especificaciones\*

Resolución	200 PPP a 6200 PPP
PPP 1	400 PPP
PPP 2	800 PPP
PPP 3 (Predeterminado)	1600 PPP
PPP 4	3200 PPP

\* Puede personalizar la configuración de PPP para PPP 1-4 a través de Armoury II. El intervalo de configuración de PPP está comprendido entre 200 y 6200 PPP.

The ROG STRIX Impact II Gaming Mouse has 8 programmable buttons and 2 side buttons (right-click and scroll wheel), a scroll wheel and 4 side buttons (left-click, forward, backward, DPI) for a total of 12 buttons. It has a 2.0 USB connector, a USB cable, a user manual, a warranty card, and a quick start guide.

##### Paket içeriği

- STRIX Impact II Optik Oyun Faresi
- Kullanıcı belgeleri
- Garanti Kartı

##### Teknik özellikler\*

Çözünürlük	200 DPI İla 6200 DPI
DPI 1	400 DPI
DPI 2	800 DPI
DPI 3 (Varsayılan)	1600 DPI
DPI 4	3200 DPI

\* Armoury II İle DPI 1-4 için DPI ayarlarını özelleştirebilirsiniz. DPI ayarları 200 İla 6200 DPI arasında deęir.

The ROG STRIX Impact II Gaming Mouse has 8 programmable buttons and 2 side buttons (right-click and scroll wheel), a scroll wheel and 4 side buttons (left-click, forward, backward, DPI) for a total of 12 buttons. It has a 2.0 USB connector, a USB cable, a user manual, a warranty card, and a quick start guide.

The ROG STRIX Impact II Gaming Mouse has 8 programmable buttons and 2 side buttons (right-click and scroll wheel), a scroll wheel and 4 side buttons (left-click, forward, backward, DPI) for a total of 12 buttons. It has a 2.0 USB connector, a USB cable, a user manual, a warranty card, and a quick start guide.

The ROG STRIX Impact II Gaming Mouse has 8 programmable buttons and 2 side buttons (right-click and scroll wheel), a scroll wheel and 4 side buttons (left-click, forward, backward, DPI) for a total of 12 buttons. It has a 2.0 USB connector, a USB cable, a user manual, a warranty card, and a quick start guide.

<div> <ul style="list-style-type: none"><li>STRIX Impact II optická herní myš</li> <li>Uživatelská dokumentace</li> <li>Záruční list</li></ul> </div>
---

Rozlišení	200 DPI až 6200 DPI
DPI 1	400 DPI
DPI 2	800 DPI
DPI 3 (Výchozí)	1600 DPI
DPI 4	3200 DPI

\* Lze přizpůsobit nastavení DPI pro DPI 1 - 4 prostřednictvím Armoury II. Rozsah nastavení DPI je mezi 200 a 6200 DPI.

The ROG STRIX Impact II Gaming Mouse has 8 programmable buttons and 2 side buttons (right-click and scroll wheel), a scroll wheel and 4 side buttons (left-click, forward, backward, DPI) for a total of 12 buttons. It has a 2.0 USB connector, a USB cable, a user manual, a warranty card, and a quick start guide.

The ROG STRIX Impact II Gaming Mouse has 8 programmable buttons and 2 side buttons (right-click and scroll wheel), a scroll wheel and 4 side buttons (left-click, forward, backward, DPI) for a total of 12 buttons. It has a 2.0 USB connector, a USB cable, a user manual, a warranty card, and a quick start guide.

The ROG STRIX Impact II Gaming Mouse has 8 programmable buttons and 2 side buttons (right-click and scroll wheel), a scroll wheel and 4 side buttons (left-click, forward, backward, DPI) for a total of 12 buttons. It has a 2.0 USB connector, a USB cable, a user manual, a warranty card, and a quick start guide.

##### Specificaties\*

Resolutie	200 DPI tot 6200 DPI
DPI 1	400 DPI
DPI 2	800 DPI
DPI 3 (Standaard)	1600 DPI
DPI 4	3200 DPI

\* U kunt de DPI-instellingen aanpassen voor DPI 1-4 via Armoury II. DPI-instelbereik van 200 tot 6200 DPI.

The ROG STRIX Impact II Gaming Mouse has 8 programmable buttons and 2 side buttons (right-click and scroll wheel), a scroll wheel and 4 side buttons (left-click, forward, backward, DPI) for a total of 12 buttons. It has a 2.0 USB connector, a USB cable, a user manual, a warranty card, and a quick start guide.

The ROG STRIX Impact II Gaming Mouse has 8 programmable buttons and 2 side buttons (right-click and scroll wheel), a scroll wheel and 4 side buttons (left-click, forward, backward, DPI) for a total of 12 buttons. It has a 2.0 USB connector, a USB cable, a user manual, a warranty card, and a quick start guide.

#### Conteúdo da embalagem

- Mouse de Jogo Ótico STRIX Impact II
- Documentação do usuário
- Cartão de Garantia

##### Especificações\*

Resolução	200 DPI a 6200 DPI
DPI 1	400 DPI
DPI 2	800 DPI
DPI 3 (Padrão)	1600 DPI
DPI 4	3200 DPI

\* Você pode personalizar as configurações de DPI para DPI 1-4 pelo Armoury II. Variações de configurações de DPI entre 200-6200 DPI.

The ROG STRIX Impact II Gaming Mouse has 8 programmable buttons and 2 side buttons (right-click and scroll wheel), a scroll wheel and 4 side buttons (left-click, forward, backward, DPI) for a total of 12 buttons. It has a 2.0 USB connector, a USB cable, a user manual, a warranty card, and a quick start guide.

The ROG STRIX Impact II Gaming Mouse has 8 programmable buttons and 2 side buttons (right-click and scroll wheel), a scroll wheel and 4 side buttons (left-click, forward, backward, DPI) for a total of 12 buttons. It has a 2.0 USB connector, a USB cable, a user manual, a warranty card, and a quick start guide.

The ROG STRIX Impact II Gaming Mouse has 8 programmable buttons and 2 side buttons (right-click and scroll wheel), a scroll wheel and 4 side buttons (left-click, forward, backward, DPI) for a total of 12 buttons. It has a 2.0 USB connector, a USB cable, a user manual, a warranty card, and a quick start guide.

The ROG STRIX Impact II Gaming Mouse has 8 programmable buttons and 2 side buttons (right-click and scroll wheel), a scroll wheel and 4 side buttons (left-click, forward, backward, DPI) for a total of 12 buttons. It has a 2.0 USB connector, a USB cable, a user manual, a warranty card, and a quick start guide.

\* Nastrojky DPI dla DPI 1-4 można zmienić s pomocą Armoury II. Działazon nastrojw DPI ot 200 do 6200 DPI.

\* Настройки DPI для DPI 1-4 можно изменить с помощью Armoury II. Диапазон настроек DPI от 200 до 6200 DPI.

#### Requisitos del sistema

- Windows\* 10
- 100 MB de espacio en disco duro (para instalación del software opcional)
- Conexión a Internet (para descargar el software opcional)
- Puerto USB

#### Procedimientos iniciales

Para configurar el ratón óptico para juegos STRIX Impact II:

- Conecte el cable USB al puerto USB del equipo.
- Descargue el controlador desde <http://www.asus.com> y, a continuación, instálolo en el equipo.

#### Personalización con ROG Armoury II

Para disponer de más botones programables, configuraciones de rendimiento, efectos luminosos y calibración de la superficie, descargue e instale ROG Armoury II desde [www.asus.com](http://www.asus.com).

The ROG STRIX Impact II Gaming Mouse has 8 programmable buttons and 2 side buttons (right-click and scroll wheel), a scroll wheel and 4 side buttons (left-click, forward, backward, DPI) for a total of 12 buttons. It has a 2.0 USB connector, a USB cable, a user manual, a warranty card, and a quick start guide.

The ROG STRIX Impact II Gaming Mouse has 8 programmable buttons and 2 side buttons (right-click and scroll wheel), a scroll wheel and 4 side buttons (left-click, forward, backward, DPI) for a total of 12 buttons. It has a 2.0 USB connector, a USB cable, a user manual, a warranty card, and a quick start guide.

The ROG STRIX Impact II Gaming Mouse has 8 programmable buttons and 2 side buttons (right-click and scroll wheel), a scroll wheel and 4 side buttons (left-click, forward, backward, DPI) for a total of 12 buttons. It has a 2.0 USB connector, a USB cable, a user manual, a warranty card, and a quick start guide.

##### Başlarken

STRIX Impact II Optik Oyun Farenizi kurmak için:

- USB kablosunu bilgisayarınızın USB bağlantı noktasına bağlayın.
- Sürücüyü <http://www.asus.com> adresinden indirip bilgisayarınıza yükleyin.

#### ROG Armoury II ile özelleştirme

Daha fazla programlanabilir düğmeler, performans ayarı, aydınlatma efektleri ve yüzey kalibrasyonu için, ROG Armoury II'yi [www.asus.com](http://www.asus.com) adresinden indirip yükleyin.

The ROG STRIX Impact II Gaming Mouse has 8 programmable buttons and 2 side buttons (right-click and scroll wheel), a scroll wheel and 4 side buttons (left-click, forward, backward, DPI) for a total of 12 buttons. It has a 2.0 USB connector, a USB cable, a user manual, a warranty card, and a quick start guide.

The ROG STRIX Impact II Gaming Mouse has 8 programmable buttons and 2 side buttons (right-click and scroll wheel), a scroll wheel and 4 side buttons (left-click, forward, backward, DPI) for a total of 12 buttons. It has a 2.0 USB connector, a USB cable, a user manual, a warranty card, and a quick start guide.

The ROG STRIX Impact II Gaming Mouse has 8 programmable buttons and 2 side buttons (right-click and scroll wheel), a scroll wheel and 4 side buttons (left-click, forward, backward, DPI) for a total of 12 buttons. It has a 2.0 USB connector, a USB cable, a user manual, a warranty card, and a quick start guide.

The ROG STRIX Impact II Gaming Mouse has 8 programmable buttons and 2 side buttons (right-click and scroll wheel), a scroll wheel and 4 side buttons (left-click, forward, backward, DPI) for a total of 12 buttons. It has a 2.0 USB connector, a USB cable, a user manual, a warranty card, and a quick start guide.

The ROG STRIX Impact II Gaming Mouse has 8 programmable buttons and 2 side buttons (right-click and scroll wheel), a scroll wheel and 4 side buttons (left-click, forward, backward, DPI) for a total of 12 buttons. It has a 2.0 USB connector, a USB cable, a user manual, a warranty card, and a quick start guide.

The ROG STRIX Impact II Gaming Mouse has 8 programmable buttons and 2 side buttons (right-click and scroll wheel), a scroll wheel and 4 side buttons (left-click, forward, backward, DPI) for a total of 12 buttons. It has a 2.0 USB connector, a USB cable, a user manual, a warranty card, and a quick start guide.

The ROG STRIX Impact II Gaming Mouse has 8 programmable buttons and 2 side buttons (right-click and scroll wheel), a scroll wheel and 4 side buttons (left-click, forward, backward, DPI) for a total of 12 buttons. It has a 2.0 USB connector, a USB cable, a user manual, a warranty card, and a quick start guide.

#### Pakkauksen sisältö

- STRIX Impact II-optinen pelihiiri
- Käyttäjän asiakirjat
- Takuukortti

##### Tekniset tiedot\*

Resoluutio	200 - 6200 DPI
DPI 1	400 DPI
DPI 2	800 DPI
DPI 3 (Oletus)	1600 DPI
DPI 4	3200 DPI

\* Voit mukauttaa DPI:n DPI-asetuksilla Väillä 1-4 Armoury II:ssa. DPI-asetusalue väillä 200 - 6200 DPI.

The ROG STRIX Impact II Gaming Mouse has 8 programmable buttons and 2 side buttons (right-click and scroll wheel), a scroll wheel and 4 side buttons (left-click, forward, backward, DPI) for a total of 12 buttons. It has a 2.0 USB connector, a USB cable, a user manual, a warranty card, and a quick start guide.

The ROG STRIX Impact II Gaming Mouse has 8 programmable buttons and 2 side buttons (right-click and scroll wheel), a scroll wheel and 4 side buttons (left-click, forward, backward, DPI) for a total of 12 buttons. It has a 2.0 USB connector, a USB cable, a user manual, a warranty card, and a quick start guide.

#### A csomag tartalma

- STRIX Impact II optikai egér játékhoz
- Felhasználói dokumentáció
- Garanciajegyzé

#### Műszaki jellemzők\*

Felbontás	200 DPI - 6200 DPI
DPI 1	400 DPI
DPI 2	800 DPI
DPI 3 (Alapértelmezett érték)	1600 DPI
DPI 4	3200 DPI

\* Személyre szabható a DPI beállítását a DPI 1-4 az Armoury II-n keresztül. DPI beállítás tartomány 200 - 6200 DPI között.

The ROG STRIX Impact II Gaming Mouse has 8 programmable buttons and 2 side buttons (right-click and scroll wheel), a scroll wheel and 4 side buttons (left-click, forward, backward, DPI) for a total of 12 buttons. It has a 2.0 USB connector, a USB cable, a user manual, a warranty card, and a quick start guide.

The ROG STRIX Impact II Gaming Mouse has 8 programmable buttons and 2 side buttons (right-click and scroll wheel), a scroll wheel and 4 side buttons (left-click, forward, backward, DPI) for a total of 12 buttons. It has a 2.0 USB connector, a USB cable, a user manual, a warranty card, and a quick start guide.

The ROG STRIX Impact II Gaming Mouse has 8 programmable buttons and 2 side buttons (right-click and scroll wheel), a scroll wheel and 4 side buttons (left-click, forward, backward, DPI) for a total of 12 buttons. It has a 2.0 USB connector, a USB cable, a user manual, a warranty card, and a quick start guide.

The ROG STRIX Impact II Gaming Mouse has 8 programmable buttons and 2 side buttons (right-click and scroll wheel), a scroll wheel and 4 side buttons (left-click, forward, backward, DPI) for a total of 12 buttons. It has a 2.0 USB connector, a USB cable, a user manual, a warranty card, and a quick start guide.

The ROG STRIX Impact II Gaming Mouse has 8 programmable buttons and 2 side buttons (right-click and scroll wheel), a scroll wheel and 4 side buttons (left-click, forward, backward, DPI) for a total of 12 buttons. It has a 2.0

